

INFORMED CHOICES ABOUT

COLONOSCOPY

Bowel Preparation Instructions

Very important!

Follow these instructions to clean the stool (poop) out of your colon. Carefully following these instructions will give the best results. If the doctor cannot see the inside of your colon well because of poor cleaning, the test is less useful and very important things can be missed. You may have to repeat the test another time. The risks of the test are greater if the colon is not clean.

! KleanLyte™ must be diluted with water, per the instructions below. Do not ingest undiluted solution.

Your colonoscopy doctor may give you instructions for preparation that are different. Please follow those if they are different than below.




Step 1. One week before your colonoscopy: Do not eat corn, flax/poppy/ sesame seeds, nuts, fish oils, or medicines containing iron including multivitamins containing iron.



Step 2. A few days before your colonoscopy: Go to any pharmacy and buy the following special laxatives. You do not need a prescription, but they may be kept behind the pharmacy counter. Ask the pharmacist. (Your doctor may suggest different laxatives than the ones below. Please follow your doctor's instructions.)

- One KleanLyte™ Bowel Prep Kit. The kit includes 2 bottles of bowel prep with 1 mixing container.
- Your doctor may ask you to use another laxative such as a Lyte prep (CoLyte or PegLyte), Bi-PegLyte or Pico-Salax as alternatives to the “KleanLyte” above. **Use the laxative your doctor recommends.**
- Some people have a problem with nausea when taking laxatives. You may want to pick up an anti-nausea medicine like Gravol. The pharmacist can show you the choices for this.



For more information on colonoscopy visit: mycolonoscopy.ca.

Harinder Singh and John R. Walker, 2023, on behalf of the Optimizing Colonoscopy Team, University of Manitoba, Canada. This material is licensed under a Creative Commons Attribution 4.0 International License. You are free to copy and distribute this material in its entirety as long as it is not altered in any way (no derivative works).



COLONOSCOPY



Step 3. The day before your colonoscopy

- Do not eat any solid foods until the colonoscopy is finished.
- Drink only clear fluids—until two hours before the time of the colonoscopy. These are liquids that you can see through. See the 'Fluids that are okay' list below. Coffee or tea are okay with sweetener but no milk or whitener.
- Try to drink one glass of clear fluids each hour that you are awake.
- Do not take Licorice when drinking KleanLyte.

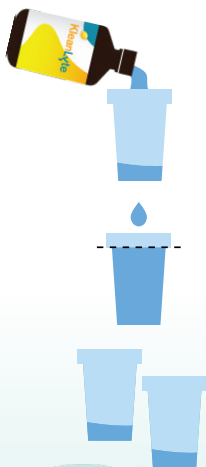
Fluids that are okay:

- ✓ clear soups
- ✓ apple juice, **white** grape juice, **white** cranberry juice
- ✓ clear or lemon Gatorade/Powerade
- ✓ Ginger ale, Kool-Aid and waterr
- ✓ coffee or tea (sugar and sweetener are okay)
- ✓ popsicles (not red or purple)
- ✓ lemon or orange Jello

Food and Fluids that are not okay:

- ✗ no bread, grain or rice
- ✗ no soups with chunks of food
- ✗ no meat, fish, poultry or seafood
- ✗ no fruit or vegetables
- ✗ no milk or dairy products
- ✗ no **red**, **blue** or **purple** liquid
- ✗ no alcoholic drinks
- ✗ Dark colored soft drinks (Pepsi and Coke)

Step 4. The day before the colonoscopy at 6:00 PM – taking the laxatives.



- Mix the liquid laxative according to the instructions below:
 - Pour the contents of one bottle of KleanLyte™ into the mixing container provided.
 - Fill the container with water to the fill line (473 mL) and drink the entire amount.
 - Drink two additional containers filled to the fill line with water over the next hour.
- Ensure that you hydrate adequately (drink lots of fluids) before, during and after taking this product.
- It is important to take all the laxatives. The laxatives will cause frequent loose bowel movements. The goal is to have liquid bowel movements, clear to yellow in colour.

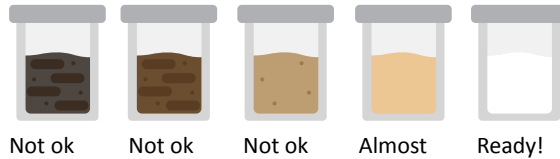
For more information on colonoscopy visit: mycolonoscopy.ca.

Harinder Singh and John R. Walker, 2023, on behalf of the Optimizing Colonoscopy Team, University of Manitoba, Canada.
This material is licensed under a Creative Commons Attribution 4.0 International License. You are free to copy and distribute this material in its entirety as long as it is not altered in any way (no derivative works).

COLONOSCOPY

Remember, when you drive through a snowstorm it is difficult to see the road. Similarly, your doctor can't get a clear view for the colonoscopy unless your colon is very clean.

- Your bowel movements should be liquid, clear to yellow in color which allows your doctor to see your bowel more clearly.



Step 5. The day of your colonoscopy – 4-5 hours before



- Eat no solid foods, drink only clear fluids.
- Using the remaining bottle of KleanLyte
 - Mix the liquid laxative according to the instructions below.
 - Pour the contents of one bottle of KleanLyte™ into the mixing container provided.
 - Fill the container with water to the fill line (473 mL) and drink the entire amount.
- Drink two additional containers filled to the fill line with water over the next hour.
- STOP DRINKING ALL FLUIDS** 2 hours before your colonoscopy.



Step 6. Have someone take you to the test and someone take you home from the test.

- It is important to have someone with you who can stay to hear the results provided after the test and then take you home. Ask them to write down the results and whether another colonoscopy is suggested in future years. You will feel drowsy after the colonoscopy due to the medications used to relax you. You may not remember things you are told about the results. This means it would be dangerous to drive a car immediately after the test.
- Someone should be with you for up to 24 hours afterwards while the drowsiness and forgetfulness wears off. You will not be able to drive a car.

For more information on colonoscopy visit: mycolonoscopy.ca.

Harinder Singh and John R. Walker, 2023, on behalf of the Optimizing Colonoscopy Team, University of Manitoba, Canada. This material is licensed under a Creative Commons Attribution 4.0 International License. You are free to copy and distribute this material in its entirety as long as it is not altered in any way (no derivative works).

COLONOSCOPY



Questions about your colonoscopy: If you have questions about the preparation for the colonoscopy, or if you run into problems, you are welcome to call the office of the doctor who will do the colonoscopy (unless you were given instructions to call a different number). The staff there are used to handling questions. Most of the offices are open on regular business days from 9 AM to 4 PM. Your pharmacist will be very familiar with your regular medications and the different laxatives used for preparing for the colonoscopy and can also provide helpful information.



Cancellation: If you have to cancel the test, please inform the colonoscopy booking office as soon as possible. Please remember that if you cancel at the last minute or miss the appointment without cancelling, that will lead to wasted time when a colonoscopy could have been done for someone else who is waiting. If you miss or cancel your colonoscopy, there may be a several months wait for a rebooked colonoscopy.

Hence it is important to call as soon as possible to cancel and make another appointment.



Results of your colonoscopy: In addition to the results, you receive just after your colonoscopy you may receive a written report. If you have questions about the results, contact the doctor who did the colonoscopy or your family doctor.

COLONOSCOPY

Problem Solving



Problem: If your colonoscopy is scheduled for the morning time (say 9 AM) you will have to get up at 4 or 5 AM. Some people find this difficult.

Suggestion: Research shows that taking half of the liquid laxative the evening before the test and half the morning of the test is better for cleaning the bowel and results in better colonoscopies. Remember that people often have to get up early before a long trip also. Plan ahead for some activities you can do early in the morning (radio, music, TV, computer) while taking frequent trips to the toilet.



Problem: Some people feel gassy after the test because of the air used to help do the colonoscopy.

Suggestion: Walking may help with this feeling.



Problem: You have a long drive to reach the colonoscopy facility/hospital.

Suggestion: Most people find that they do not have to make frequent visits to the toilet in the two hours before the colonoscopy. If you have to travel for more than one hour, it may be best to stay somewhere closer to the colonoscopy facility starting the evening before the colonoscopy. You should try to finish your laxative in the morning half to one hour before you leave your home/hotel.